

ESO VLT optical spectroscopy of BL Lac objects

Boris Sbarufatti

*INAF, Istituto di Astrofisica Spaziale e Fisica Cosmica di Palermo, Via Ugo La Malfa 153,
I-90146 Palermo, Italy
E-mail: sbarufatti@ifc.inaf.it*

Stefano Ciprini

*1. Physics Department University of Perugia, and I.N.F.N. Perugia Section, Via A. Pascoli,
I-06123 Perugia, Italy
2. Tuorla Observatory, University of Turku, Väisäläntie 20, FIN-21500 Piikkiö, Finland
E-mail: stefano.ciprini@pg.infn.it*

Jari Kotilainen

*Tuorla Observatory, University of Turku, Väisäläntie 20, FIN-21500 Piikkiö, Finland
E-mail: jarkot@utu.fi*

Roberto Decarli

*Università degli Studi dell'Insubria, via Valleggio 11, I-22100 Como, Italy
E-mail: roberto.decarli@mib.infn.it*

Aldo Treves*

*Università degli Studi dell'Insubria, via Valleggio 11, I-22100 Como, Italy
E-mail: aldo.treves@uninsubria.it*

Angelo Veronesi

*Università degli Studi dell'Insubria, via Valleggio 11, I-22100 Como, Italy
E-mail: averonesi@dfm.uninsubria.it*

Renato Falomo

*INAF, Osservatorio Astronomico di Padova, Vicolo dell'Osservatorio 5, I-35122 Padova, Italy
E-mail: renato.falomo@oapd.inaf.it*

*Workshop on Blazar Variability across the Electromagnetic Spectrum
April 22-25 2008
Palaiseau, France*

*Speaker.

Introduction

We present results of an ongoing program at the ESO VLT for spectroscopy of BL Lac objects lacking of a firm redshift estimate, performed in non optimal seeing conditions, see Sbarufatti et al. 2005^[1], 2006^[2].

We report on 12 new sources for which we confirm the BLL classification. New redshifts are determined for 4 objects, 2 with weak emission lines (PKS 1057-79, $z = 0.569$; TXS 2346+052, $z = 0.419$) and 2 with absorptions from the host galaxy (RBS 1752, $z = 0.449$; RBS 1915, $z = 0.243$), see Figure 1.

For the remaining 8 BL Lacs, from the very absence of absorption lines of the host galaxy, lower limits to the redshift are deduced with z_{min} in the interval 0.20 - 0.80, see Sbarufatti et al. 2006^[2] and Table 1.

A detailed description of the adopted techniques and results is contained in Sbarufatti et al. 2008^[3]. All the spectra of our program can be retrieved at <http://www.oapd.inaf.it/zbllac/>.

Object name	redshift
PKS 0019+058	$z > 0.4$
GC 0109+224	$z > 0.2$
RBS 0231	$z > 0.4$
OM 280	$z > 0.2$
OQ 012	$z > 0.5$
PMNJ 1539-0658	$z > 0.8$
PKS 1830-589	$z > 0.5$
1RXS J235730.1-171801	$z > 0.6$

Table 1: Lower limits to the redshifts for BL Lac objects without spectral features

References

- [1] B. Sbarufatti, A. Treves, R. Falomo, J. Heidt, J. Kotilainen, R. Scarpa, *ESO Very Large Telescope optical spectroscopy of BL Lacertae. I. New redshifts*. *AJ* **2005** (129) 559
- [2] B. Sbarufatti, A. Treves, R. Falomo, J. Heidt, J. Kotilainen, R. Scarpa, *ESO Very Large Telescope optical spectroscopy of BL Lacertae. II. New redshifts, featureless objects, and classification assessments*. *AJ* **2006** (132) 1
- [3] B. Sbarufatti, S. Ciprini, J. Kotilainen, R. Decarli, A. Treves, A. Veronesi, R. Falomo, *ESO VLT optical spectroscopy of BL Lacertae objects. III. An extension of the sample*. **2008** submitted to *AJ*.

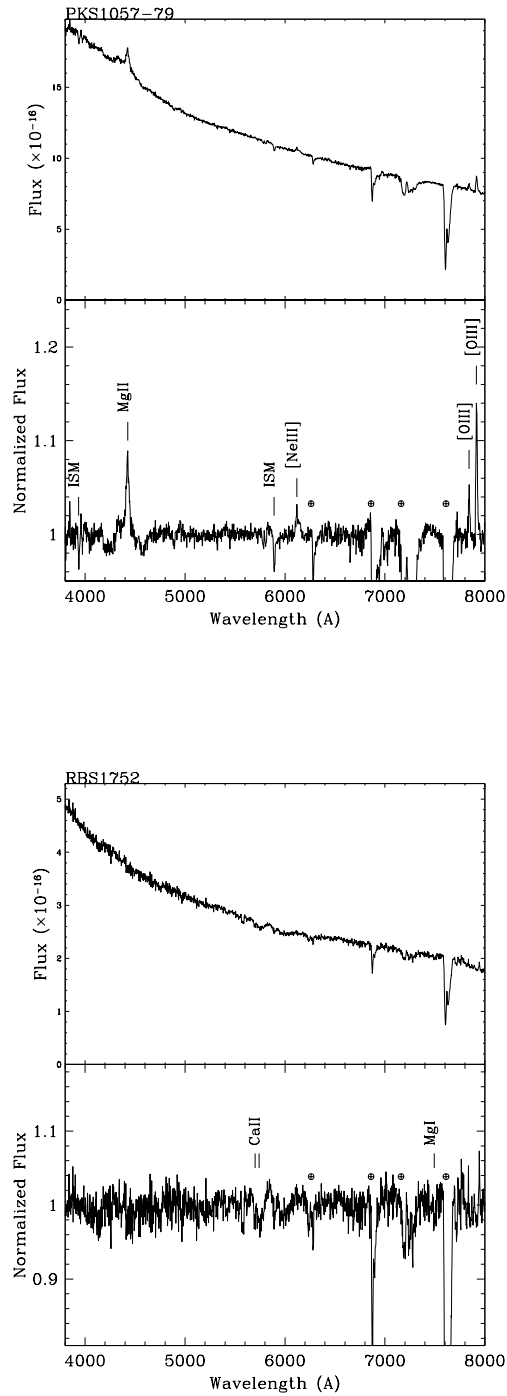
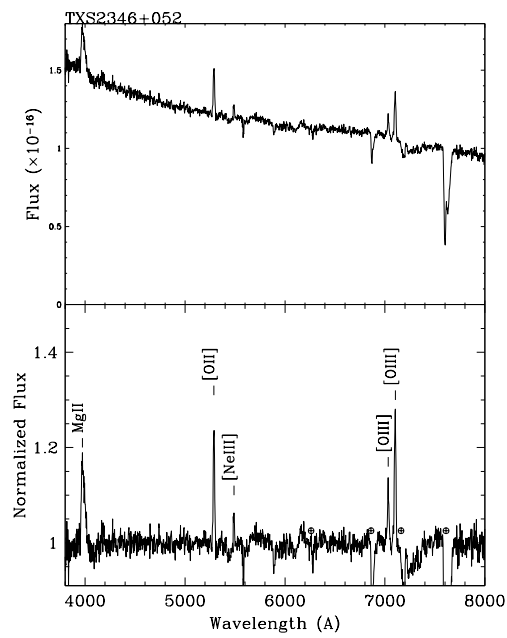
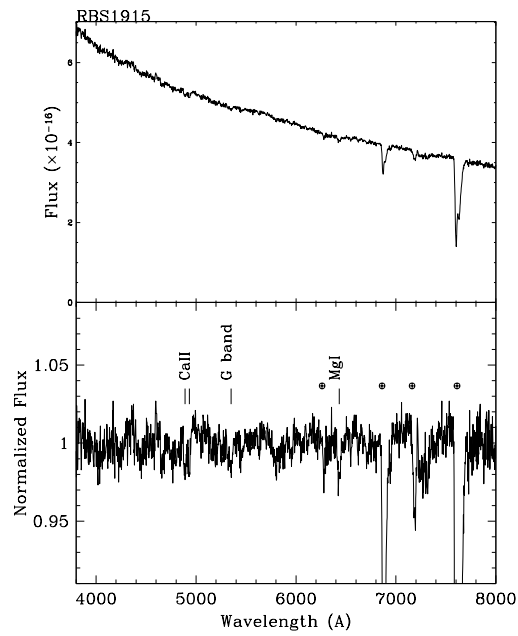


Figure 1: Top panels: flux calibrated dereddened spectra; the flux is measured in units of $\text{erg/cm}^2/\text{s}/\text{\AA}$. Bottom panels: normalized spectra. Telluric bands are indicated by \oplus , spectral features are marked by the line identifications.

**Figure 1:** –continued.